

CODA

C O D A A U D I O



Time Alignment Guide - LINUS Control v2.1.30 -





1. Contents

1.	Contents.....	2
2.	General.....	3
2.1.	Example 1 – Coplanar deployment	3
2.2.	Example 2 – Flown system deployment.....	5
3.	Low Frequency Extensions.....	9
4.	Coplanar Alignment Delays – Line Arrays	10
4.1.	AiRAY	10
4.2.	ViRAY	11
4.3.	N-RAY	12
4.4.	TiRAY.....	13
4.5.	LA4.....	14
4.6.	LA8.....	15
4.7.	LA12	16
5.	Coplanar Alignment Delays – APS Series	17
5.1.	APS	17
5.2.	N-APS	18
6.	Coplanar Alignment Delays – HOPS Series	19
6.1.	HOPS8	19
6.2.	HOPS5.....	20
7.	Coplanar Alignment Delays – Column Line Source	21
7.1.	CoRAY.....	21
8.	Coplanar Alignment Delays – G Series.....	22
8.1.	G308.....	22
8.2.	G512.....	23
8.3.	G515.....	24
8.4.	G712-A	25
8.5.	G712-P.....	26
8.6.	G715-A	27
8.7.	G715-P.....	28
9.	Coplanar Alignment Delays – D Series	29
9.1.	D5.....	29
9.2.	D8.....	30
9.3.	D12	31
9.4.	D20	32



2. General

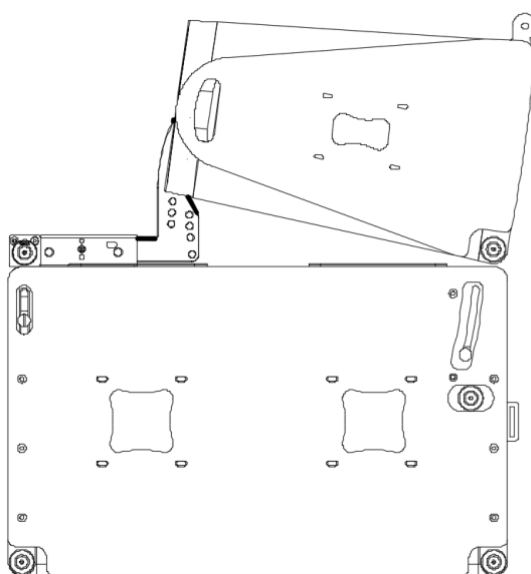
To obtain maximum performance from your system, it is important that all the different parts of the system are optimised to work together. In its simplest form, this is the process of 'time alignment'. This should be considered as crucial to the successful deployment of the system as is the placement loudspeakers and their splay angles.

For best results, it is beneficial to use acoustic measurement software to achieve this. In the absence of such software, it is recommended to use figures specified within this document as a starting point for the system deployment.

Note – Even when specialised acoustic measurement software is used, the system engineer should thoroughly understand the theory of this alignment methodology provided here & should commit coplanar alignment delays of their commonly used system combinations to memory. Over time these figures will act as a cross-reference or validation of the software determined delay time, to ensure gross errors are not made.

2.1. Example 1 – Coplanar deployment

When two loudspeakers are mounted with their front grilles 'flush' to each other in the vertical domain [for example as shown in Figure 1], they are said to be 'coplanar'. Coplanar alignment delay is required to achieve optimum coupling.



[Figure 1 – example coplanar alignment]



In this example, there is 1x AiRAY stacked on top of 1x SCV-F (using an AGA adapter). This document should now be consulted to determine the coplanar alignment delay required to achieve optimum coupling.

Page 11 shows the SCV-F requires 7.1ms added to it. An excerpt of page 11 is shown here:

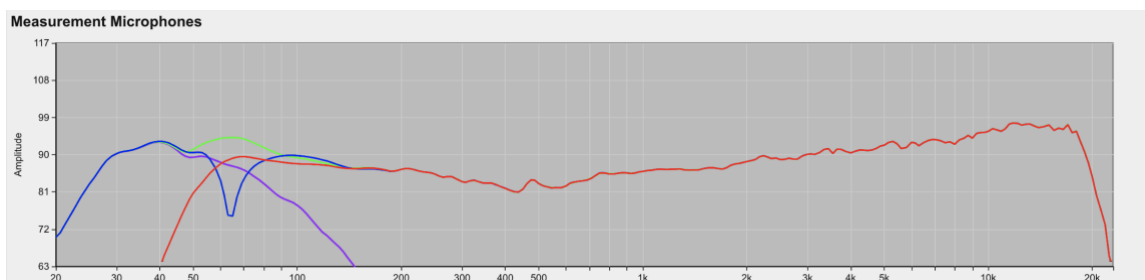
Preset	Coplanar alignment delay	
[AiRAY] + [SCV Omni70]	AiRAY = 0.0 ms	SCV = 7.1 ms

Without this coplanar alignment delay added, the frequency response will be drastically affected. The two elements will effectively be ‘working against each other’ where they overlap.

The graph below [Figure 2] shows the difference in frequency response (*measured at 10m on-axis*) with and without this coplanar alignment delay added.

There is no other tuning other than this delay applied.

It can be seen that without the delay, there is a cancellation at 63Hz:



[Figure 2 – Frequency Response with & without coplanar alignment delay]

Trace	Explanation
Red	1x AiRAY @ 10m
Purple	1x SCV-F @ 10m
Blue	AiRAY + SCV-F @10m – no alignment delay
Green	AiRAY + SCV-F @10m – with 7.1ms on SCV-F.

Note – with all CODA loudspeakers, it should never be necessary to invert the polarity of any loudspeaker.

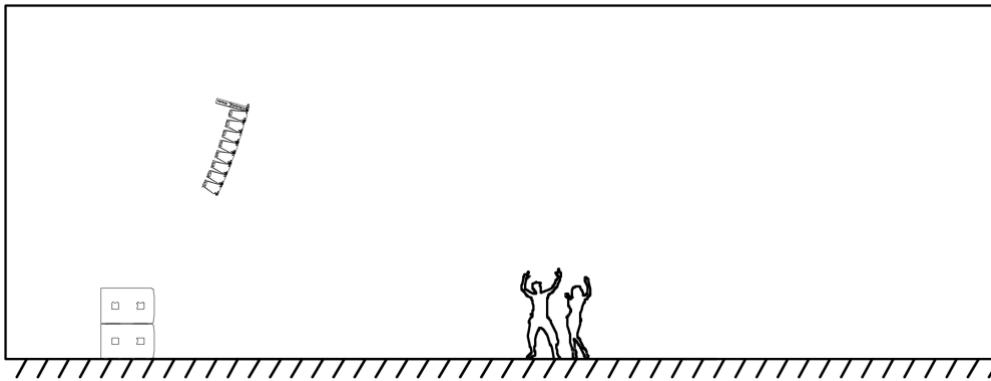


2.2. Example 2 – Flown system deployment

In the following example, 8x TiRAY are flown above 2x U4 subwoofers [Figure 3].

To determine how to time-align this system without the use of acoustic measurement software, it is necessary to do the following:

- Determine the coplanar alignment delay.
- Determine the geometric alignment delay.
- Add the coplanar alignment delay to the geometric delay & normalise if required.



[Figure 3 – example flown system]

2.2.1. Determining the coplanar alignment delay

As a first step in this example, we will assume the TiRAY and the U4 are coplanar & determine the coplanar alignment delay required between them.

With reference to the table on page 14, it can be seen that there are two available options for the U4 – a 100Hz LPF, or a 130Hz LPF.

Preset	Coplanar alignment delay	
[TiRAY] + [U4 Omni100]	TiRAY = 0.0 ms	U4 = 2.0 ms
[TiRAY] + [U4 Omni130]	TiRAY = 0.0 ms	U4 = 2.8 ms

We shall elect to use the 100Hz U4 preset [U4 Omni100].

In this case, the U4 requires **2.0 ms** coplanar alignment delay.



2.2.2. Determining the geometric alignment delay

Now we shall consider that the TiRAY and the U4 are not coplanar, so it is now necessary to work out the geometric alignment delay required.

2.2.3. Determine the room length:

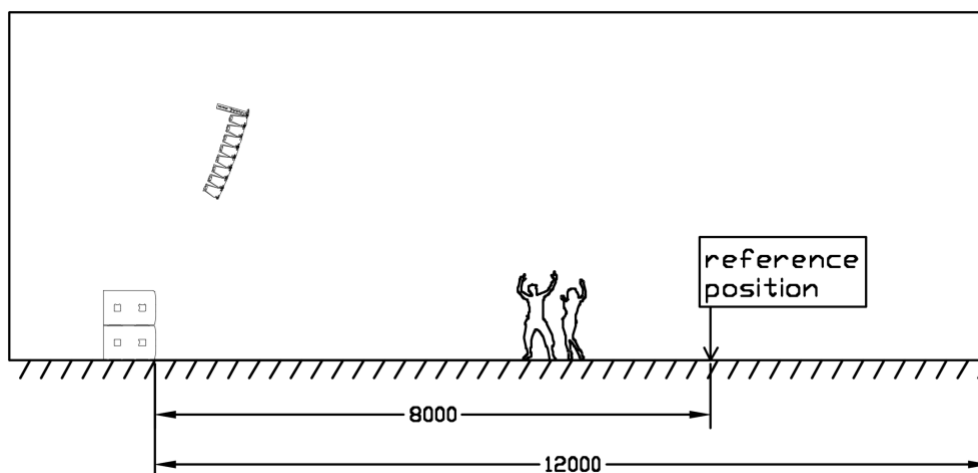
Measure from the front face of the U4 subwoofers to the rear wall.
In this example, this is **12.0 m**.

2.2.4. Determine the reference position:

This is the position where we will be aligning the U4's to the TiRAY.
As a general guideline, we will define the reference position as two-thirds of the way along the length of the room.

This is **8.0 m** from the front face of the U4's.

Note – it is outside the scope of this document to explain all considerations of reference position for sub to array alignment, but if the 2/3's guideline is followed, this will work in the majority of simple cases.

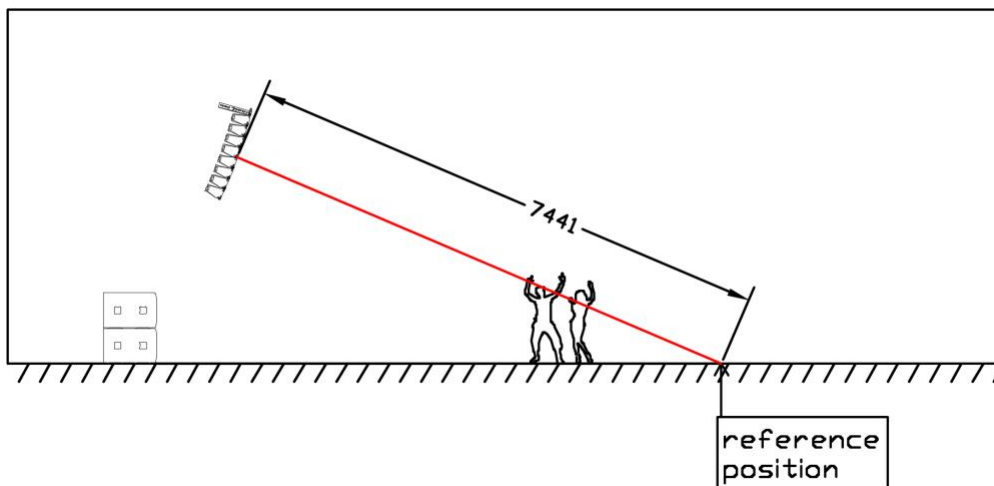




2.2.5. Measure the distance to the acoustic centre of the flown TiRAY:

Use a laser rangefinder or a tape-measure to determine the distance of the 'acoustic centre' of the TiRAY to the reference position.

In this example, it is **7.4m**:

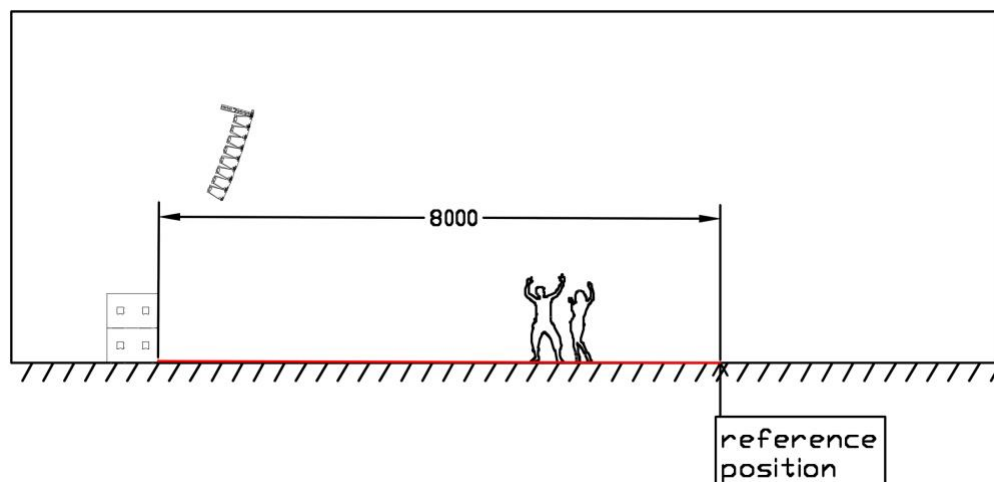


Note - The acoustic centre for most line arrays can just be thought of as the vertical centre of the line array.

2.2.6. Measure the distance to the front of the U4 subwoofers to the reference position:

Use a laser rangefinder or a tape-measure to determine the distance of the U4 subwoofers to the reference position.

In this example, it is **8.0 m**.





2.2.7. Determine the geometric alignment delay:

So far, we have determined:

Reference to TiRAY = 7.4 m

Reference to U4s = 8.0 m

To determine the geometric alignment delay, the following formula should be used:

Note – 343 is the speed of sound at 20°C in dry air.

$$\text{Geometric Alignment Delay [ms]} = \left(\frac{([\text{Distance to U4}] - [\text{Distance to TiRAY}])}{343} \right) * 1000$$

So:

$$\text{Geometric Alignment Delay [ms]} = \left(\frac{([8.0] - [7.4])}{343} \right) * 1000$$

Geometric Alignment Delay = 1.75 ms

Remembering from before that the TiRAY are closer to the reference than the U4 subwoofers, this 1.75ms should be added to the TiRAY.

2.2.8. Add the coplanar alignment delay to the geometric alignment delay:

Item	TiRAY	U4
Coplanar alignment delay	0.0 ms	2.0 ms
Geometric alignment delay	1.75 ms	0.0 ms
Totals:	1.75 ms	2.0 ms

Note - These values should now be normalised down to zero, as there is no point in delaying both the TiRAY and the U4's. Simply subtract the smaller term from the bigger term on both sides. Normalisation will not always be needed, for instance in the case of the coplanar and geometric alignment delay both applying to the same loudspeaker.

It can therefore be determined that the U4 subs should have **0.25 ms** applied.



3. Low Frequency Extensions

Low frequency extensions are inherently time aligned to their respective line array enclosure.

No alignment delay is required between the line array elements and their low frequency extension, providing they are flown in the same line.

Below is a table which details these pairings:

Low Frequency Extension	Aligned to
SC2-F	AiRAY, ViRAY
SCN-F	N-RAY
SC3-F	LA12
TiLOW	TiRAY

Note – The preset entitled “SC2 Fly Behind” should be used whenever the SC2 Low Frequency Extension is used behind AiRAY or ViRAY. This preset is electronically identical to that of the standard SC2 preset, however it has all pre-alignment delay removed, to save having to add excessive delay to the AiRAY or ViRAY flown in front of it. Please use acoustic measurement software to ensure phase alignment when using this preset, as the alignment depends purely on the distance between the AiRAY / ViRAY and the SC2-F arrays.



4. Coplanar Alignment Delays – Line Arrays

4.1. AiRAY

SCP

Preset	Coplanar alignment delay	
[AiRAY] + [SCP Omni70]	AiRAY = 0.0 ms	SCP = 7.1 ms
[AiRAY] + [SCP Cardio70]	AiRAY = 0.0 ms	SCP = 1.1 ms
[AiRAY >>] + [SCP Omni70]	AiRAY >> = 0.0 ms	SCP = 1.6 ms
[AiRAY >>] + [SCP Cardio70]	AiRAY >> = 4.4 ms	SCP = 0.0 ms

SCV

Preset	Coplanar alignment delay	
[AiRAY] + [SCV Omni70]	AiRAY = 0.0 ms	SCV = 7.1 ms
[AiRAY] + [SCV Cardio70]	AiRAY = 0.0 ms	SCV = 1.9 ms
[AiRAY >>] + [SCV Omni70]	AiRAY >> = 0.0 ms	SCV = 1.6 ms
[AiRAY >>] + [SCV Cardio70]	AiRAY >> = 3.6 ms	SCV = 0.0 ms

SC2 >>

Preset	Coplanar alignment delay	
[AiRAY >>] + [SC2 >>]	AiRAY >> = 1.3 ms	SC2 >> = 0.0 ms

Note – presets with a double chevron '>>' are minimal latency presets, which should be used with care. Do not mix minimal latency and standard presets within the same system, or phase compatibility will not be attained. If in doubt, do not use the minimal latency presets to assure compatibility.



4.2. ViRAY

SC8

Preset	Coplanar alignment delay	
[ViRAY] + [SC8 Cardio100]	ViRAY = 0.0 ms	SC8 = 0.8 ms

SCP

Preset	Coplanar alignment delay	
[ViRAY] + [SCP Omni100]	ViRAY = 0.0 ms	SCP = 7.8 ms
[ViRAY] + [SCP Cardio100]	ViRAY = 0.0 ms	SCP = 1.8 ms
[ViRAY >>] + [SCP Omni100]	ViRAY >> = 0.0 ms	SCP = 2.3 ms
[ViRAY >>] + [SCP Cardio100]	ViRAY >> = 3.7 ms	SCP = 0.0 ms
[ViRAY >>] + [SCP Omni100]	ViRAY >> = 0.0 ms	SCP = 2.3 ms

SCV

Preset	Coplanar alignment delay	
[ViRAY] + [SCV Omni100]	ViRAY = 0.0 ms	SCV = 7.8 ms
[ViRAY] + [SCV Cardio100]	ViRAY = 0.0 ms	SCV = 2.6 ms
[ViRAY >>] + [SCV Omni100]	ViRAY >> = 0.0 ms	SCV = 2.3 ms
[ViRAY >>] + [SCV Cardio100]	ViRAY >> = 2.9 ms	SCV = 0.0 ms

SC2 >>

Preset	Coplanar alignment delay	
[ViRAY >>] + [SC2 >>]	ViRAY >> = 0.0 ms	SC2 >> = 0.0 ms

Note – presets with a double chevron '>>' are minimal latency presets, which should be used with care. Do not mix minimal latency and standard presets within the same system, or phase compatibility will not be attained. If in doubt, do not use the minimal latency presets to assure compatibility.



4.3. N-RAY

SCP

Preset	Coplanar alignment delay	
[N-RAY] + [SCP Omni70]	N-RAY = 0.0 ms	SCP = 7.0 ms
[N-RAY] + [SCP Cardio70]	N-RAY = 0.0 ms	SCP = 1.0 ms
[N-RAY] + [SCP Omni100]	N-RAY = 0.0 ms	SCP = 8.5 ms
[N-RAY] + [SCP Cardio100]	N-RAY = 0.0 ms	SCP = 2.5 ms

SCV

Preset	Coplanar alignment delay	
[N-RAY] + [SCV Omni70]	N-RAY = 0.0 ms	SCV = 7.0 ms
[N-RAY] + [SCV Cardio70]	N-RAY = 0.0 ms	SCV = 1.0 ms
[N-RAY] + [SCV Omni100]	N-RAY = 0.0 ms	SCV = 8.5 ms
[N-RAY] + [SCV Cardio100]	N-RAY = 0.0 ms	SCV = 2.5 ms

SCN >>

Preset	Coplanar alignment delay	
[N-RAY >>] + [SCN >>]	N-RAY >> = 0.0 ms	SCN >> = 2.0 ms

Note – presets with a double chevron '>>' are minimal latency presets, which should be used with care. Do not mix minimal latency and standard presets within the same system, or phase compatibility will not be attained. If in doubt, do not use the minimal latency presets to assure compatibility.



4.4. TiRAY

SCP

Preset	Coplanar alignment delay	
[TiRAY] + [SCP Omni100]	TiRAY = 0.0 ms	SCP = 1.0 ms
[TiRAY] + [SCP Cardio100]	TiRAY = 5.0ms	SCP = 0.0 ms

SCV

Preset	Coplanar alignment delay	
[TiRAY] + [SCV Omni100]	TiRAY = 0.0 ms	SCV = 1.0 ms
[TiRAY] + [SCV Cardio100]	TiRAY = 4.2 ms	SCV = 0.0ms

SC4

Preset	Coplanar alignment delay	
[TiRAY] + [SC4 Omni100]	TiRAY = 0.0 ms	SC4 = 1.3 ms

G15

Preset	Coplanar alignment delay	
[TiRAY] + [G15 Omni100]	TiRAY = 3.0 ms	G15 = 0.0 ms
[TiRAY] + [G15 Omni130]	TiRAY = 0.0 ms	G15 = 3.6 ms

U15

Preset	Coplanar alignment delay	
[TiRAY] + [U15 Omni100]	TiRAY = 3.0 ms	U15 = 0.0 ms
[TiRAY] + [U15 Omni130]	TiRAY = 0.0 ms	U15 = 3.6 ms

G18

Preset	Coplanar alignment delay	
[TiRAY] + [G18 Omni100]	TiRAY = 0.0 ms	G18 = 1.9 ms

U4

Preset	Coplanar alignment delay	
[TiRAY] + [U4 Omni100]	TiRAY = 0.0 ms	U4 = 2.0 ms
[TiRAY] + [U4 Omni130]	TiRAY = 0.0 ms	U4 = 2.8 ms

PW418

Preset	Coplanar alignment delay	
[TiRAY] + [PW418 Omni100]	TiRAY = 0.0 ms	PW418 = 1.9 ms



4.5. LA4

U4

Preset	Coplanar alignment delay	
	[LA4] + [U4 Omni100]	LA4 = 0.0 ms
[LA4] + [U4 Omni130]	LA4 = 0.0 ms	U4 = 8.6 ms



4.6. LA8

SC8

Preset	Coplanar alignment delay	
[LA8] + [SC8 Cardio100]	LA8 = 0.8 ms	SC8 = 0.0 ms

SCP

Preset	Coplanar alignment delay	
[LA8] + [SCP Omni100]	LA8 = 0.0 ms	SCP = 6.4 ms
[LA8] + [SCP Cardio100]	LA8 = 0.0 ms	SCP = 0.4 ms

SCV

Preset	Coplanar alignment delay	
[LA8] + [SCV Omni100]	LA8 = 0.0 ms	SCV = 6.4 ms
[LA8] + [SCV Cardio100]	LA8 = 0.0 ms	SCV = 1.2 ms

U4

Preset	Coplanar alignment delay	
[LA8] + [U4 Omni70]	LA8 = 0.0 ms	U4 = 5.0 ms
[LA8] + [U4 Omni100]	LA8 = 0.0 ms	U4 = 7.5 ms

APS-SUB

Preset	Coplanar alignment delay	
[LA8] + [APS-SUB]	LA8 = 0.0 ms	APS-SUB = 1.7 ms



4.7. LA12

SC8

Preset	Coplanar alignment delay	
[LA12] + [SC8 Cardio70]	LA12 = 0.9 ms	SC8 = 0.0 ms

SCP

Preset	Coplanar alignment delay	
[LA12] + [SCP Omni70]	LA12 = 0.0 ms	SCP = 6.5 ms
[LA12] + [SCP Cardio70]	LA12 = 0.0 ms	SCP = 0.5 ms

SCV

Preset	Coplanar alignment delay	
[LA12] + [SCV Omni70]	LA12 = 0.0 ms	SCV = 6.5 ms



5. Coplanar Alignment Delays – APS Series

5.1. APS

SCP

Preset	Coplanar alignment delay	
[APS] + [SCP Omni70]	APS = 0.0 ms	SCP = 3.0 ms

SCV

Preset	Coplanar alignment delay	
[APS] + [SCV Omni70]	APS = 0.0 ms	SCV = 3.0 ms

U4

Preset	Coplanar alignment delay	
[APS] + [U4 Omni70]	APS = 0.0 ms	U4 = 3.3 ms

APS-SUB

Preset	Coplanar alignment delay	
[APS] + [APS-SUB]	APS = 0.0 ms	APS-SUB = 0.0 ms



5.2. N-APS

N-SUB

Preset	Coplanar alignment delay	
[N-APS Crossover] + [N-SUB Omni100]	N-APS = 0.0 ms	N-SUB = 0.0 ms

SCN-F

Preset	Coplanar alignment delay	
[N-APS Crossover] + [SCN SUB Omni100]	N-APS = 0.0 ms	SCN-F = 3.5 ms



6.Coplanar Alignment Delays – HOPS Series

6.1. HOPS8

G15

Preset	Coplanar alignment delay	
[HOPS8-Crossover] + [G15 Omni100]	HOPS8 = 0.0 ms	G15 = 2.2 ms

U15

Preset	Coplanar alignment delay	
[HOPS8- Crossover] + [U15 Omni100]	HOPS8 = 0.0 ms	U15 = 2.2 ms



6.2. HOPS5

G15

Preset	Coplanar alignment delay	
[HOPS5 Crossover] + [G15 Omni100]	HOPS5 = 0.0 ms	G15 = 2.0 ms

U15

Preset	Coplanar alignment delay	
[HOPS5 Crossover] + [U15 Omni100]	HOPS5 = 0.0 ms	U15 = 2.0 ms

U12

Preset	Coplanar alignment delay	
[HOPS5 Crossover] + [U12 Omni130]	HOPS5 = 0.0 ms	U12 = 2.8 ms

PW12

Preset	Coplanar alignment delay	
[HOPS5 Crossover] + [PW12 Omni100]	HOPS5 = 0.0 ms	PW12 = 2.4 ms



7. Coplanar Alignment Delays – Column Line Source

7.1. CoRAY

G15

Preset	Coplanar alignment delay	
[CoRAY] + [G15 Omni100]	CoRAY = 0.0 ms	G15 = 1.9 ms
[CoRAY] + [G15 Omni130]	CoRAY = 0.0 ms	G15 = 2.7 ms

U15

Preset	Coplanar alignment delay	
[CoRAY] + [U15 Omni100]	CoRAY = 0.0 ms	U15 = 1.9 ms
[CoRAY] + [U15 Omni130]	CoRAY = 0.0 ms	U15 = 2.7 ms

G18

Preset	Coplanar alignment delay	
[CoRAY] + [G18 Omni100]	CoRAY = 0.0 ms	G18 = 1.1ms



8. Coplanar Alignment Delays – G Series

8.1. G308

G15

Preset	Coplanar alignment delay	
[G308 Crossover] + [G15 Omni100]	G308 = 0.0 ms	G15 = 1.9 ms
[G308 Crossover] + [G15 Omni130]	G308 = 0.0 ms	G15 = 2.5 ms

U15

Preset	Coplanar alignment delay	
[G308 Crossover] + [U15 Omni100]	G308 = 0.0 ms	U15 = 1.9 ms
[G308 Crossover] + [U15 Omni130]	G308 = 0.0 ms	U15 = 2.5 ms

G18

Preset	Coplanar alignment delay	
[G308 Crossover] + [G18 Omni100]	G308 = 0.0 ms	G18 = 1.0 ms

U4

Preset	Coplanar alignment delay	
[G308 Crossover] + [U4 Omni100]	G308 = 0.0 ms	U4 = 1.2 ms

PW12

Preset	Coplanar alignment delay	
[G308 Crossover] + [PW12 Omni100]	G308 = 0.0 ms	PW12 = 2.0 ms

PW115

Preset	Coplanar alignment delay	
[G308 Crossover] + [PW115 Omni100]	G308 = 0.0 ms	PW115 = 2.1 ms

PW118

Preset	Coplanar alignment delay	
[G308 Crossover] + [PW118 Omni100]	G308 = 0.0 ms	PW118 = 1.7 ms

PW418

Preset	Coplanar alignment delay	
[G308 Crossover] + [PW418 Omni100]	G308 = 0.0 ms	PW418 = 1.0 ms



8.2. G512

G15

Preset	Coplanar alignment delay	
[G512 Crossover] + [G15 Omni100]	G512 = 0.0 ms	G15 = 2.3 ms

U15

Preset	Coplanar alignment delay	
[G512 Crossover] + [U15 Omni100]	G512 = 0.0 ms	U15 = 2.3 ms

G18

Preset	Coplanar alignment delay	
[G512 Crossover] + [G18 Omni100]	G512 = 0.0 ms	G18 = 1.4 ms

U4

Preset	Coplanar alignment delay	
[G512 Crossover] + [U4 Omni100]	G512 = 0.0 ms	U4 = 1.6 ms

PW115

Preset	Coplanar alignment delay	
[G512 Crossover] + [PW115 Omni100]	G512 = 0.0 ms	PW115 = 2.5 ms

PW118

Preset	Coplanar alignment delay	
[G512 Crossover] + [PW118 Omni100]	G512 = 0.0 ms	PW118 = 2.1 ms

PW418

Preset	Coplanar alignment delay	
[G512 Crossover] + [PW418 Omni100]	G512 = 0.0 ms	PW418 = 1.4 ms



8.3. G515

G15

Preset	Coplanar alignment delay	
[G515 Crossover] + [G15 Omni100]	G515 = 0.0 ms	G15 = 2.8 ms

U15

Preset	Coplanar alignment delay	
[G515 Crossover] + [U15 Omni100]	G515 = 0.0 ms	U15 = 2.8 ms

G18

Preset	Coplanar alignment delay	
[G515 Crossover] + [G18 Omni100]	G515 = 0.0 ms	G18 = 1.9 ms

U4

Preset	Coplanar alignment delay	
[G515 Crossover] + [U4 Omni100]	G515 = 0.0 ms	U4 = 2.1 ms

PW115

Preset	Coplanar alignment delay	
[G515 Crossover] + [PW115 Omni100]	G515 = 0.0 ms	PW115 = 3.1 ms

PW118

Preset	Coplanar alignment delay	
[G515 Crossover] + [PW118 Omni100]	G515 = 0.0 ms	PW118 = 2.5 ms

PW418

Preset	Coplanar alignment delay	
[G515 Crossover] + [PW418 Omni100]	G515 = 0.0 ms	PW418 = 1.9 ms



8.4. G712-A

G15

Preset	Coplanar alignment delay	
[G712-A Crossover] + [G15 Omni100]	G712-A = 0.0 ms	G15 = 3.3 ms

U15

Preset	Coplanar alignment delay	
[G712-A Crossover] + [U15 Omni100]	G712-A = 0.0 ms	U15 = 3.3 ms

G18

Preset	Coplanar alignment delay	
[G712-A Crossover] + [G18 Omni100]	G712-A = 0.0 ms	G18 = 2.4 ms

U4

Preset	Coplanar alignment delay	
[G712-A Crossover] + [U4 Omni100]	G712-A = 0.0 ms	U4 = 2.6 ms

PW418

Preset	Coplanar alignment delay	
[G712-A Crossover] + [PW418 Omni100]	G712-A = 0.0 ms	PW418 = 2.4 ms

SCP

Preset	Coplanar alignment delay	
[G712-A Crossover] + [SCP Omni100]	G712-A = 0.0 ms	SCP = 1.3 ms
[G712-A Crossover] + [SCP Cardio100]	G712-A = 4.7 ms	SCP = 0.0 ms

SCV

Preset	Coplanar alignment delay	
[G712-A Crossover] + [SCV Omni100]	G712-A = 0.0 ms	SCV = 1.3 ms
[G712-A Crossover] + [SCV Cardio100]	G712-A = 3.9 ms	SCV = 0.0 ms



8.5. G712-P

G15

Preset	Coplanar alignment delay	
[G712-P Crossover] + [G15 Omni100]	G712-P = 0.0 ms	G15 = 4.3 ms

U15

Preset	Coplanar alignment delay	
[G712-P Crossover] + [U15 Omni100]	G712-P = 0.0 ms	U15 = 4.3 ms

G18

Preset	Coplanar alignment delay	
[G712-P Crossover] + [G18 Omni100]	G712-P = 0.0 ms	G18 = 3.4 ms

U4

Preset	Coplanar alignment delay	
[G712-P Crossover] + [U4 Omni100]	G712-P = 0.0 ms	U4 = 3.6 ms

PW418

Preset	Coplanar alignment delay	
[G712-P Crossover] + [PW418 Omni100]	G712-P = 0.0 ms	PW418 = 3.4 ms

SCP

Preset	Coplanar alignment delay	
[G712-P Crossover] + [SCP Omni100]	G712-P = 0.0 ms	SCP = 2.3 ms
[G712-P Crossover] + [SCP Cardio100]	G712-P = 2.7 ms	SCP = 0.0 ms

SCV

Preset	Coplanar alignment delay	
[G712-P Crossover] + [SCV Omni100]	G712-P = 0.0 ms	SCV = 2.3 ms
[G712-P Crossover] + [SCV Cardio100]	G712-P = 1.9 ms	SCV = 0.0 ms



8.6. G715-A

G15

Preset	Coplanar alignment delay	
[G715-A Crossover] + [G15 Omni100]	G715-A = 0.0 ms	G15 = 4.3 ms

U15

Preset	Coplanar alignment delay	
[G715-A Crossover] + [U15 Omni100]	G715-A = 0.0 ms	U15 = 4.3 ms

G18

Preset	Coplanar alignment delay	
[G715-A Crossover] + [G18 Omni100]	G715-A = 0.0 ms	G18 = 3.4 ms

U4

Preset	Coplanar alignment delay	
[G715-A Crossover] + [U4 Omni100]	G715-A = 0.0 ms	U4 = 3.5 ms

PW418

Preset	Coplanar alignment delay	
[G715-A Crossover] + [PW418 Omni100]	G715-A = 0.0 ms	PW418 = 3.4 ms

SCP

Preset	Coplanar alignment delay	
[G715-A Crossover] + [SCP Omni100]	G715-A = 0.0 ms	SCP = 2.3 ms
[G715-A Crossover] + [SCP Cardio100]	G715-A = 2.7 ms	SCP = 0.0 ms

SCV

Preset	Coplanar alignment delay	
[G715-A Crossover] + [SCV Omni100]	G715-A = 0.0 ms	SCV = 2.3 ms
[G715-A Crossover] + [SCV Cardio100]	G715-A = 1.9 ms	SCV = 0.0 ms



8.7. G715-P

G15

Preset	Coplanar alignment delay	
[G715-P Crossover] + [G15 Omni100]	G715-P = 0.0 ms	G15 = 4.0 ms

U15

Preset	Coplanar alignment delay	
[G715-P Crossover] + [U15 Omni100]	G715-P = 0.0 ms	U15 = 4.0 ms

G18

Preset	Coplanar alignment delay	
[G715-P Crossover] + [G18 Omni100]	G715-P = 0.0 ms	G18 = 2.9 ms

U4

Preset	Coplanar alignment delay	
[G715-P Crossover] + [U4 Omni100]	G715-P = 0.0 ms	U4 = 3.0 ms

PW418

Preset	Coplanar alignment delay	
[G715-P Crossover] + [PW418 Omni100]	G715-P = 0.0 ms	PW418 = 2.9 ms

SCP

Preset	Coplanar alignment delay	
[G715-P Crossover] + [SCP Omni100]	G715-P = 0.0 ms	SCP = 1.8 ms
[G715-P Crossover] + [SCP Cardio100]	G715-P = 4.2 ms	SCP = 0.0 ms

SCV

Preset	Coplanar alignment delay	
[G715-P Crossover] + [SCV Omni100]	G715-P = 0.0 ms	SCV = 1.8 ms
[G715-P Crossover] + [SCV Cardio100]	G715-P = 3.4 ms	SCV = 0.0 ms



9. Coplanar Alignment Delays – D Series

9.1. D5

U12

Preset	Coplanar alignment delay	
[D5] + [U12 Omni100]	D5 = 0.0 ms	U12 = 2.4 ms
[D5] + [U12 Omni130]	D5 = 0.0 ms	U12 = 3.2 ms



9.2. D8

G15

Preset	Coplanar alignment delay	
[D8 Crossover] + [G15 Omni100]	D8 = 0.0 ms	G15 = 1.5 ms
[D8 Crossover] + [G15 Omni130]	D8 = 0.0 ms	G15 = 2.2 ms

U15

Preset	Coplanar alignment delay	
[D8 Crossover] + [U15 Omni100]	D8 = 0.0 ms	U15 = 1.5 ms
[D8 Crossover] + [U15 Omni130]	D8 = 0.0 ms	U15 = 2.2 ms

G18

Preset	Coplanar alignment delay	
[D8 Crossover] + [G18 Omni100]	D8 = 0.0 ms	G18 = 0.6 ms

U4

Preset	Coplanar alignment delay	
[D8 Crossover] + [U4 Omni100]	D8 = 0.0 ms	U4 = 1.0 ms

PW12

Preset	Coplanar alignment delay	
[D8 Crossover] + [PW12 Omni100]	D8 = 0.0 ms	PW12 = 1.7 ms

PW115

Preset	Coplanar alignment delay	
[D8 Crossover] + [PW115 Omni100]	D8 = 0.0 ms	PW115 = 1.8 ms

PW118

Preset	Coplanar alignment delay	
[D8 Crossover] + [PW118 Omni100]	D8 = 0.0 ms	PW118 = 1.4 ms

PW418

Preset	Coplanar alignment delay	
[D8 Crossover] + [PW418 Omni100]	D8 = 0.0 ms	PW418 = 0.6 ms



9.3. D12

G15

Preset	Coplanar alignment delay	
[D12 Crossover] + [G15 Omni100]	D12 = 0.0 ms	G15 = 1.5 ms

U15

Preset	Coplanar alignment delay	
[D12 Crossover] + [U15 Omni100]	D12 = 0.0 ms	U15 = 1.5 ms

G18

Preset	Coplanar alignment delay	
[D12 Crossover] + [G18 Omni100]	D12 = 0.0 ms	G18 = 0.7 ms

U4

Preset	Coplanar alignment delay	
[D12 Crossover] + [U4 Omni100]	D12 = 0.0 ms	U4 = 1.0 ms

PW12

Preset	Coplanar alignment delay	
[D12 Crossover] + [PW12 Omni100]	D12 = 0.0 ms	PW12 = 1.7 ms

PW115

Preset	Coplanar alignment delay	
[D12 Crossover] + [PW115 Omni100]	D12 = 0.0 ms	PW115 = 1.8 ms

PW118

Preset	Coplanar alignment delay	
[D12 Crossover] + [PW118 Omni100]	D12 = 0.0 ms	PW118 = 1.4 ms

PW418

Preset	Coplanar alignment delay	
[D12 Crossover] + [PW418 Omni100]	D12 = 0.0 ms	PW418 = 0.7 ms



9.4. D20

G18

Preset	Coplanar alignment delay	
[D20 Crossover] + [G18 Omni70]	D20 = 0.0 ms	G18 = 6.0 ms

U12

Preset	Coplanar alignment delay	
[D20 Crossover] + [U12 Omni130]	D20 = 0.0 ms	U12 = 5.5 ms

U4

Preset	Coplanar alignment delay	
[D20 Crossover] + [U4 Omni70]	D20 = 0.0 ms	U4 = 5.5 ms

APS-SUB

Preset	Coplanar alignment delay	
[D20 Crossover] + [APS-SUB]	D20 = 0.0 ms	APS-SUB = 2.2 ms